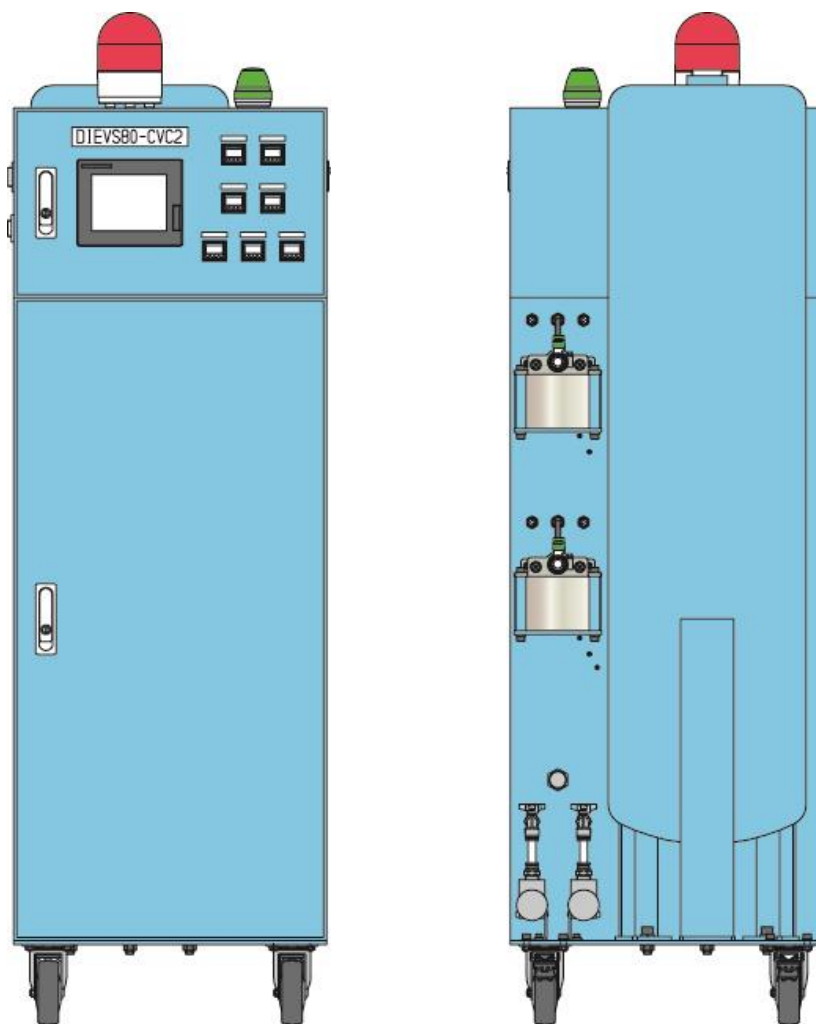


Vacuum device specification

DIEVS80-CVC2



D.I.E CORPORATION

■ Ueda sales and technical department

〒386-2202 Motohara 775-11 Sanada street

Ueda city Nagano prefecture Japan

Tel:0268-72-8150 Fax:0268-72-8151

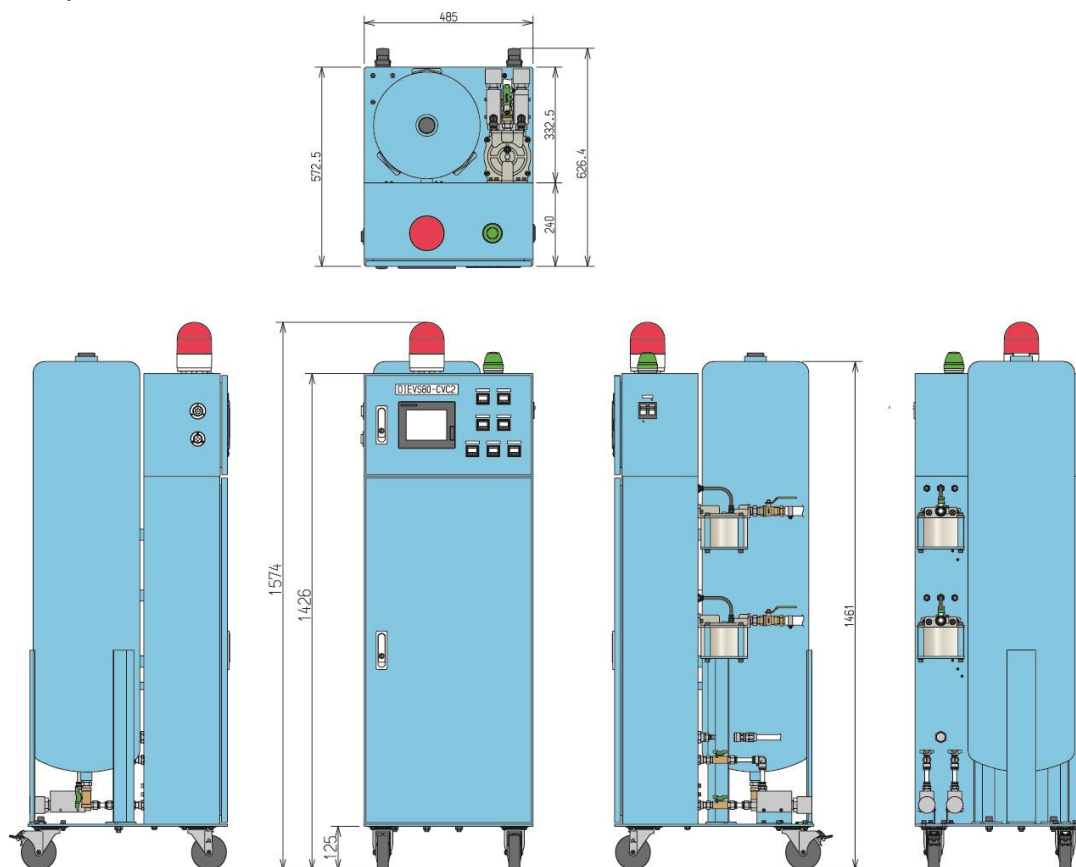
● E-Mail : die-eg@die-eg.com

● URL <http://www.die-eg.com/>

Catalogue

1. Specification	2
2. Die casting machine connection	3

1. Specification



Corresponding Vacuum block	Vacuum valve	One~Two (ZM020, ZM038, ZM056)
	Vacuum chill vent	One~Two (CVV60~CVV120)
Function	<input type="checkbox"/> Vacuum <input type="checkbox"/> Mold cleaning <input type="checkbox"/> Piping air cleaning <input type="checkbox"/> Abnormal detection (With buzzer)	
Vacuum	Vacuum method	By vacuum ejector
	Highest vacuum degree	About -82kPa
	Continuous vacuum degree	-74~75kPa
Air	Air pressure	Above 0.45MPa
	Air supply ability	Above 185 (l/min)
Vacuum tank	Volume	80l
Power supply	Voltage	Single phase AC100V~220V
	Frequency	50Hz/60 Hz
	Inside voltage	DC24V 60W
Body	Dimension	W485xD572.5xH1574 (include pilot lamp)
	Weight	About 118 kg
Abnormal detection	<input type="checkbox"/> Abnormal vacuum valve <input type="checkbox"/> Unreachable vacuum degree <input type="checkbox"/> Abnormal vacuum recovery time <input type="checkbox"/> Abnormal tank pressure <input type="checkbox"/> Abnormal air pressure	
Bundled item	<input type="checkbox"/> Power supply cable <input type="checkbox"/> Signal cable <input type="checkbox"/> DC metal connector <input type="checkbox"/> Air hose <input type="checkbox"/> Vacuum suction hose or tube <input type="checkbox"/> Manual	

2. Die casting machine connection

Die casting machine side : Metal connector(8pins) / Terminal block connection

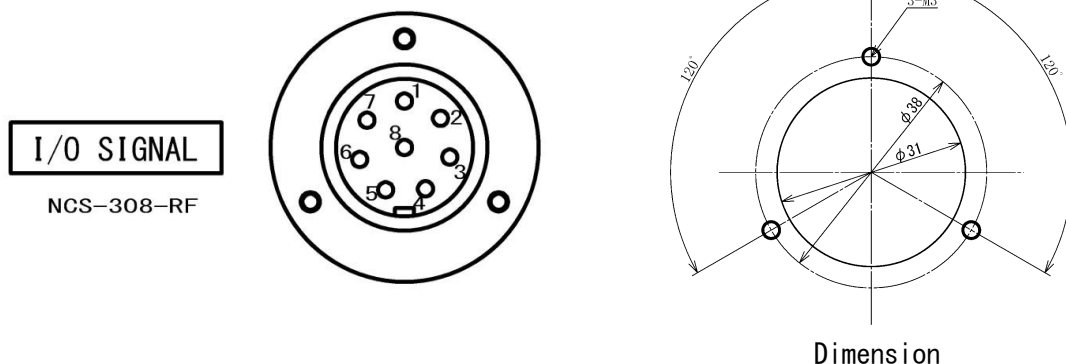
- Signal : (output) ① OUT COM
 ② Die close finish signal
 ③ Injection start signal or vacuum start signal
 ④ Extrusion limited signal
 ⑤ Continuous signal with no intensification
 ⑥ Die close start signal
- (input) ⑦ IN COM
 ⑧ Input signal

Please make sure vacuum device can receive signals as below from die casting machine to make sure continuous action.

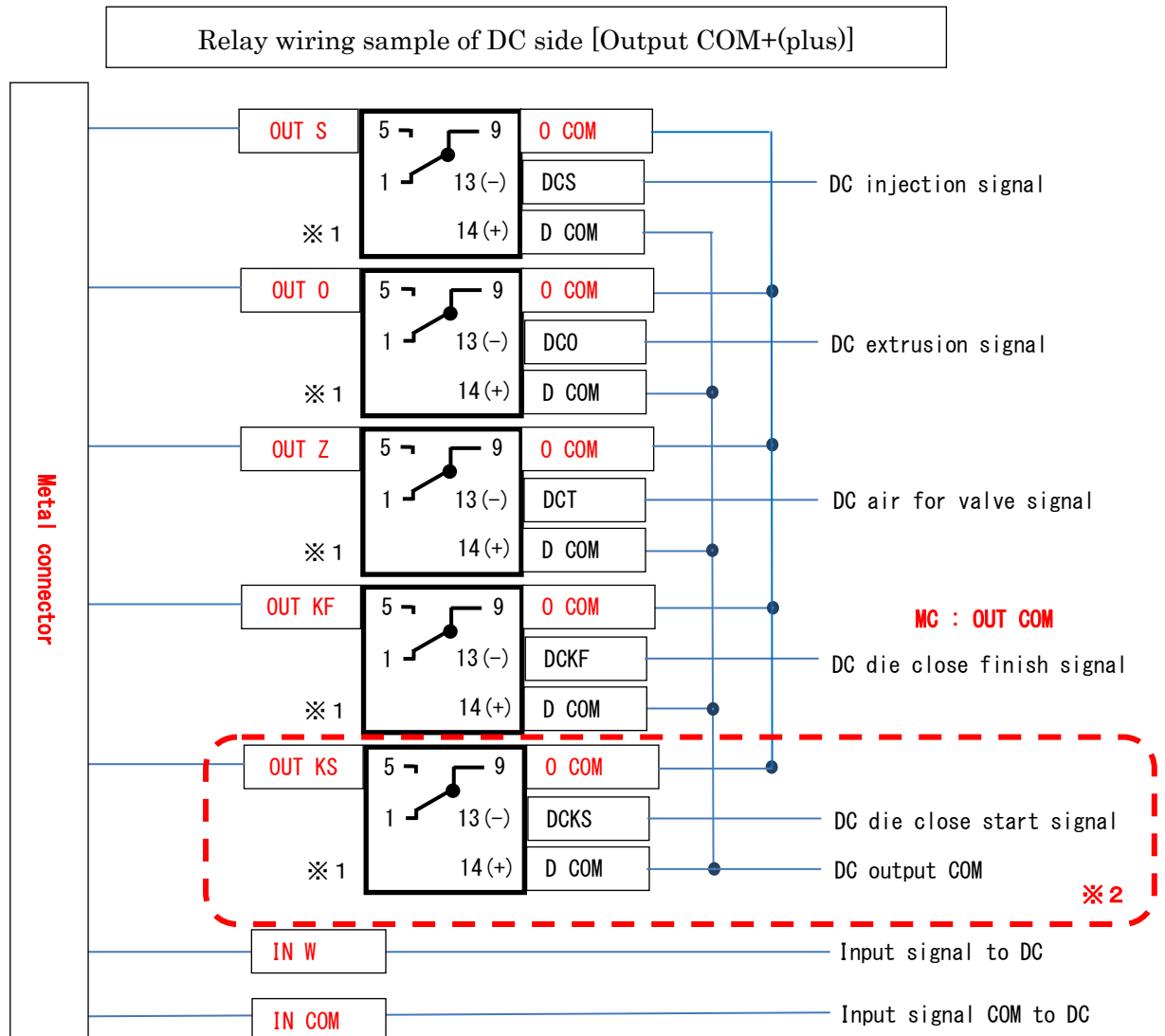
Signal connection of die casting machine side is entrusted to our customers.

[Pin specifications of the metal connector]

PIN No.	Input · Output signal	Mark tube	Related function
1	OUT COM	OUT COM	—
2	Injection start or vacuum start signal	OUT S	Vacuum suction
3	Extrusion limited signal	OUT O	Air blow
4	Continuous signal with no intensification	OUT Z	Air for valve ※During low speed or high speed die casting, this is continuous signal.
5	Die close finish signal	OUT KF	Cleaning finish
6	Die close start signal	OUT KS	Stroke reset, Cleaning start
7	IN COM	IN COM	—
8	Input signal	IN W	Device abnormality output/normality output



Wiring method(Relay sample 1 of die casting machine control box)



※ 1 relay pin arrangement
 OMRON MY2N consult
 ※2 It is not necessary for 7 pins signal.